



Copa do Mundo

2026

CRAQUES DO RITMO:
A Copa Musical das Bandeiras

Craques do Ritmo:

A Copa Musical das Bandeiras

Este material utiliza cartões com bandeiras de 48 países na frente e células rítmicas no verso para transformar a leitura rítmica tradicional em uma experiência ativa, gamificada e de alta retenção.

Através destas dinâmicas, trabalhamos a composição, a leitura à primeira vista, a percepção auditiva avançada e a coordenação motora.



GUIA DE IMPRESSÃO E PREPARAÇÃO

- **Os Cartões de Jogo:** Devem ser impressos em Frente e Verso (Bandeiras na frente e as células rítmicas correspondentes atrás).
 - Dica: Caso sua impressora não faça impressão frente e verso automática, imprima as páginas de bandeiras e ritmos separadamente, cole uma folha no verso da outra com cola bastão e depois recorte os cartões.
 - Recomenda-se plastificar para maior durabilidade.
- **As Páginas de Apoio ("Meu Passaporte Musical" e "Guia de Viagem"):** Devem ser impressas apenas Frente (folhas avulsas para uso dos alunos).

FRENTE



VERSO



🎮 JOGO 1: ESCALAÇÃO TÁTICA RÍTMICA

Foco: Composição, leitura em grupo e constância de andamento.

- Como jogar em Grandes Turmas:

- a. Divida a sala em pequenos grupos (cada equipe será uma "seleção"). Entregue um conjunto de cartões para cada grupo, com o lado das bandeiras virado para cima.
- b. O desafio do grupo é escolher 4 bandeiras e enfileirá-las na mesa, criando uma "escalação tática".
- c. Ao virar os cartões, eles revelam a sequência rítmica de 4 compassos que acabaram de compor.
- d. Cada equipe terá alguns minutos para ensaiar a sequência usando percussão corporal (palmas, pés, palmas na mesa).
- e. Cada equipe apresenta sua composição para a turma. Ganha pontos o grupo que executar a sequência inteira sem oscilar ou parar o andamento.

- ⚽ Modo Aula Individual (Um a Um):

- O aluno espalha as bandeiras e monta sua própria escalação de 4 cartas na mesa.
- **Desafio da Substituição:** Enquanto o aluno executa o ritmo seguindo o metrônomo, o professor grita: "Substituição!" e troca rapidamente um dos cartões por uma carta surpresa. O aluno precisa continuar tocando e ler o novo ritmo sem interromper o tempo.
- **Prorrogação:** Se o aluno tocar a sequência perfeitamente no tempo normal, o jogo vai para a prorrogação: o professor aumenta a velocidade do metrônomo para testar os reflexos do aluno.



JOGO 2: PASSAPORTE SONORO (O DITADO DAS FRONTEIRAS)


Foco: Percepção auditiva (ditado rítmico), associação visual e agilidade.

- **Como jogar em Grandes Turmas:**

- a. Entregue para cada aluno a folha "Meu Passaporte Musical" e deixe a folha "Guia de Viagem" (tabela de consulta) acessível na mesa.
- b. Pendure ou cole as bandeiras dos cartões no quadro (ou espalhe-as pelo chão da sala ou mesa) com o lado do ritmo escondido.
- c. O professor dita (toca em um tambor, bloco sonoro, palmas ou voz) o ritmo secreto de um dos países.
- d. Os alunos ouvem atentamente, consultam a tabela "Guia de Viagem" para associar o som às figuras e tentam descobrir qual é o país.
- e. Assim que identificarem, eles correm até o cartão correspondente para conferir o verso. Quem acertar ganha o "visto" (um visto do professor, um adesivo ou pinta o espaço correspondente) em seu Passaporte Musical.

-  **Modo Aula Individual (Um a Um):**

- **Contra o Relógio (Time Attack):** O professor espalha as bandeiras pela sala e ativa um cronômetro (ex: 1 minuto e meio). O professor toca o ritmo de um país, o aluno deve identificar, correr pela sala até a bandeira certa e virá-la. O objetivo é conseguir o visto do maior número de países possível antes do tempo acabar.
- **Inversão de Papéis (O Guia Turístico):** O aluno pega uma carta secretamente, executa o ritmo para o professor e pergunta: "Professor, para qual país nós estamos viajando?". Isso força o aluno a ter muita precisão rítmica para que o professor consiga adivinhar.

 **Dica:** No jogo **Escalação Tática** (jogo 1), incentive os alunos a utilizarem timbres corporais diferentes para cada figura musical (por exemplo: palmas para as semínimas e batidas no pé para as colcheias).

Isso enriquece a performance e torna a composição deles uma verdadeira peça de percussão corporal!

REPÚBLICA FEDERATIVA DOS RITMOS MUSICAIS






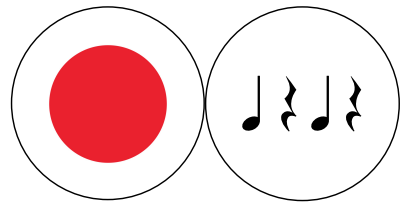







PASSAPORTE SONORO


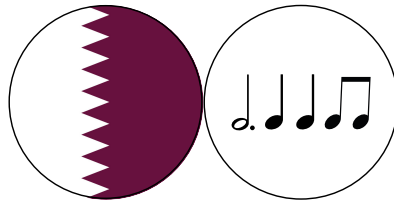
- ☐ 1 - Canadá
- ☐ 2 - Estados Unidos
- ☐ 3 - México
- ☐ 4 - Curaçao
- ☐ 5 - Haiti
- ☐ 6 - Panamá
- ☐ 7 - Japão
- ☐ 8 - Irã
- ☐ 9 - Uzbequistão
- ☐ 10 - Coreia do Sul
- ☐ 11 - Jordânia
- ☐ 12 - Austrália
- ☐ 13 - Catar
- ☐ 14 - Arábia Saudita
- ☐ 15 - Nova Zelândia
- ☐ 16 - Argentina

- ☐ 17 - Brasil
- ☐ 18 - Equador
- ☐ 19 - Uruguai
- ☐ 20 - Colômbia
- ☐ 21 - Paraguai
- ☐ 22 - Marrocos
- ☐ 23 - Tunísia
- ☐ 24 - Egito
- ☐ 25 - Argélia
- ☐ 26 - Gana
- ☐ 27 - Cabo Verde
- ☐ 28 - África do Sul
- ☐ 29 - Costa do Marfim
- ☐ 30 - Senegal
- ☐ 31 - Inglaterra
- ☐ 32 - França








- ☐ 33 - Croácia
- ☐ 34 - Portugal
- ☐ 35 - Noruega
- ☐ 36 - Holanda
- ☐ 37 - Alemanha
- ☐ 38 - Suíça
- ☐ 39 - Áustria
- ☐ 40 - Bélgica
- ☐ 41 - Espanha
- ☐ 42 - Escócia
- ☐ 43 - Turquia
- ☐ 44 - República Tcheca
- ☐ 45 - Suécia
- ☐ 46 - Bósnia e Herzegovina
- ☐ 47 - RD Congo
- ☐ 48 - Iraque













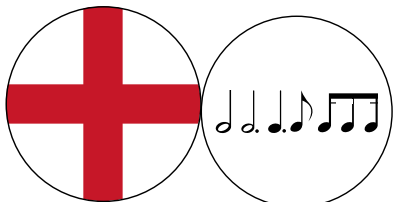





Guia de Viagem





(Tabela de Consulta Rítmica)






Guia de Viagem

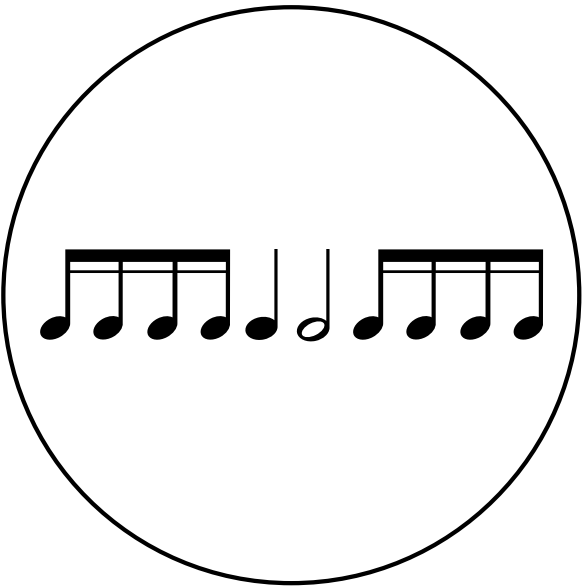



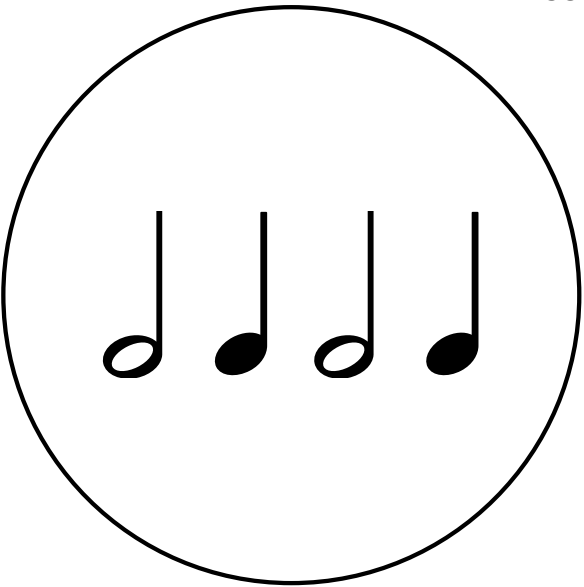
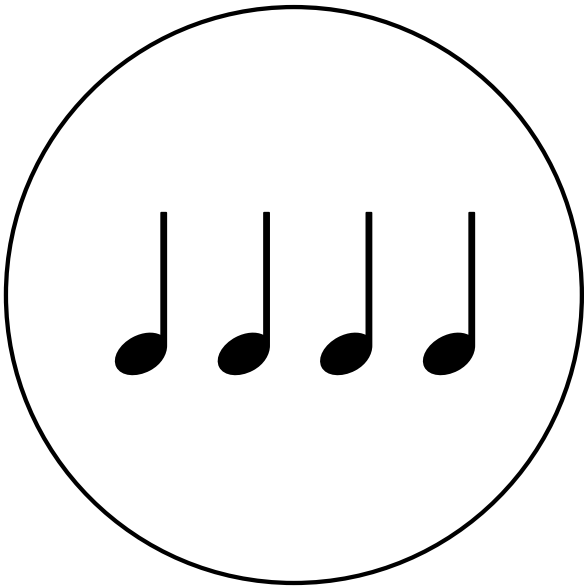




(Tabela de Consulta Rítmica)



Clave de C - clavedec.com.br - @clavedec.official






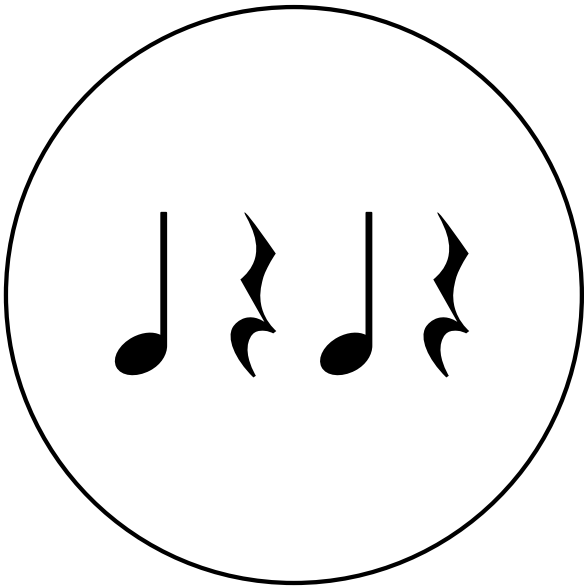








Clave de C - clavedec.com.br - @clavedec.official

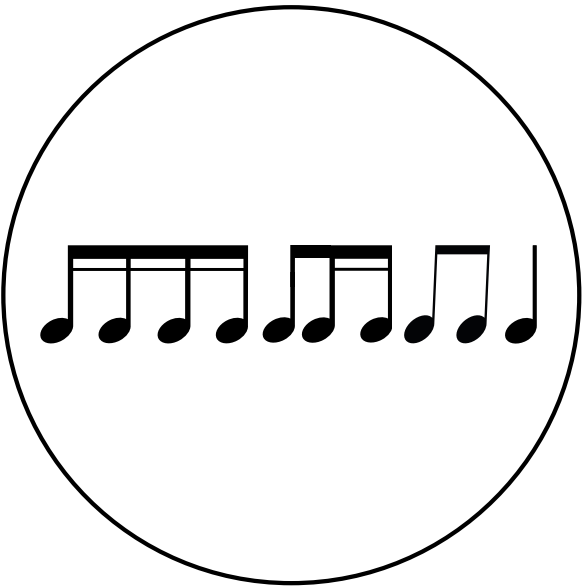


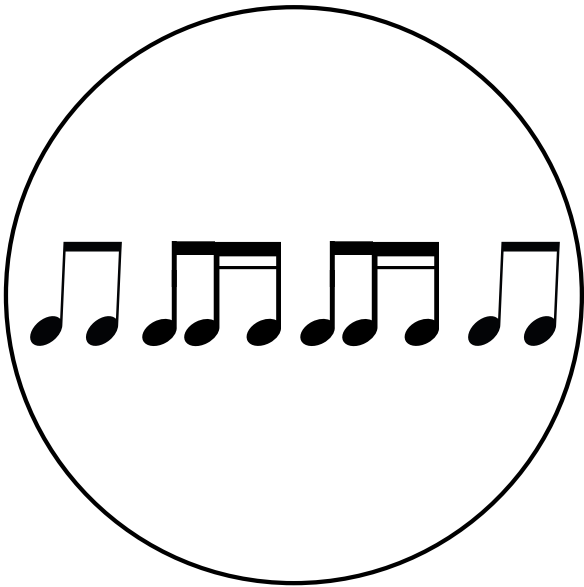

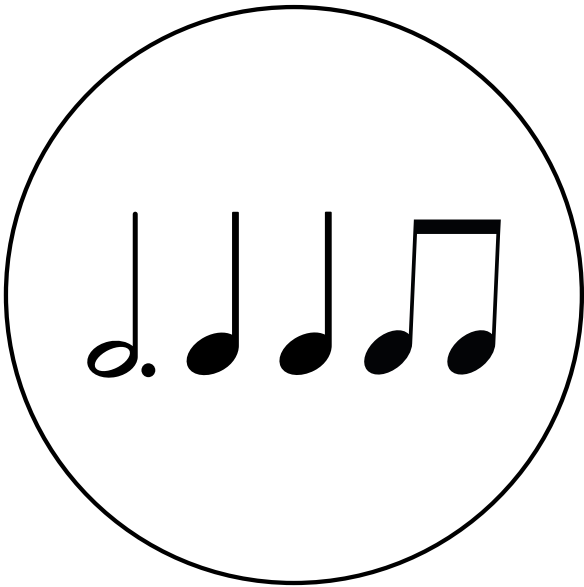













Clave de C - clavedec.com.br - @clavedec.oficial









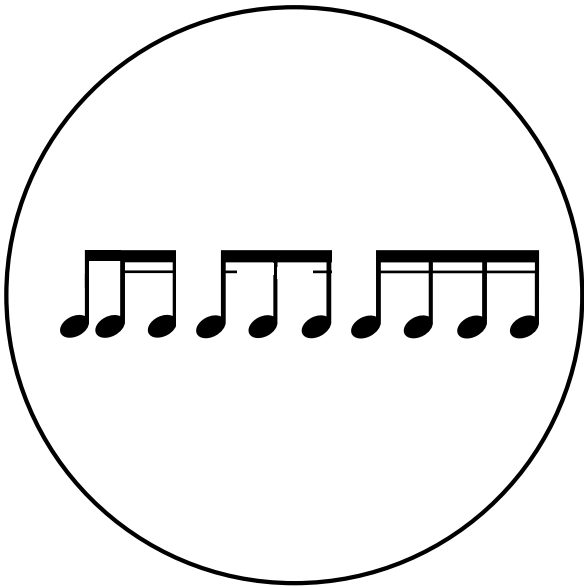

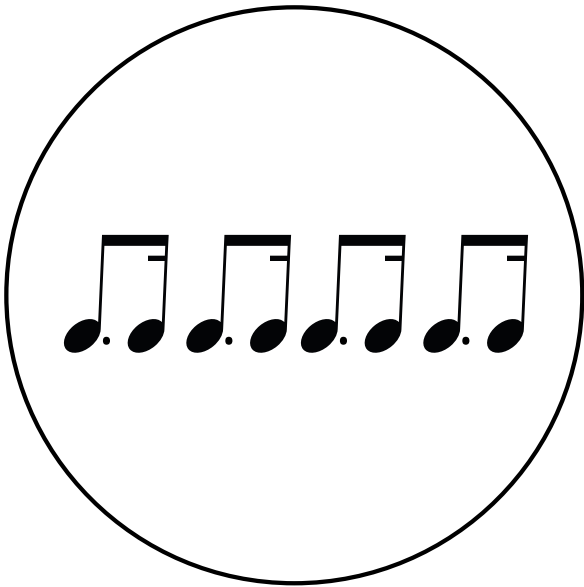

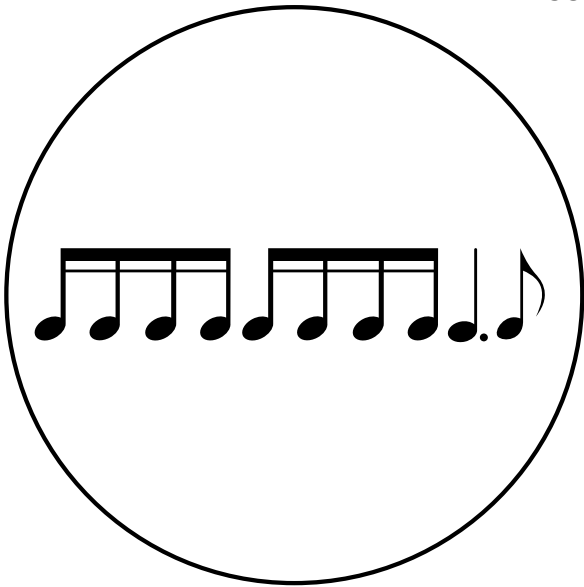
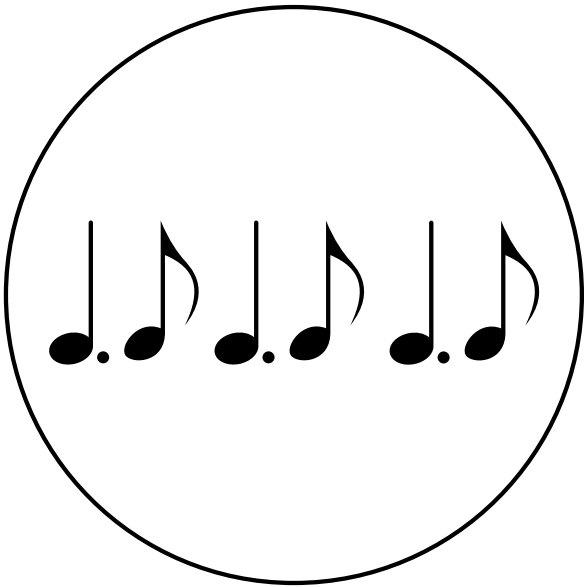
Clave de C - clavedec.com.br - @clavedec.official








Clave de C - clavedec.com.br - @clavedec.official



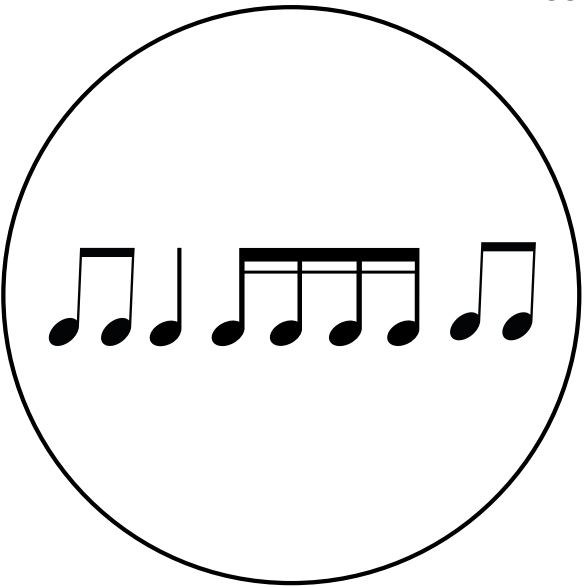










Clave de C - clavedec.com.br - @clavedec.oficial












Clave de C - clave dec.com.br - @clavedec.official





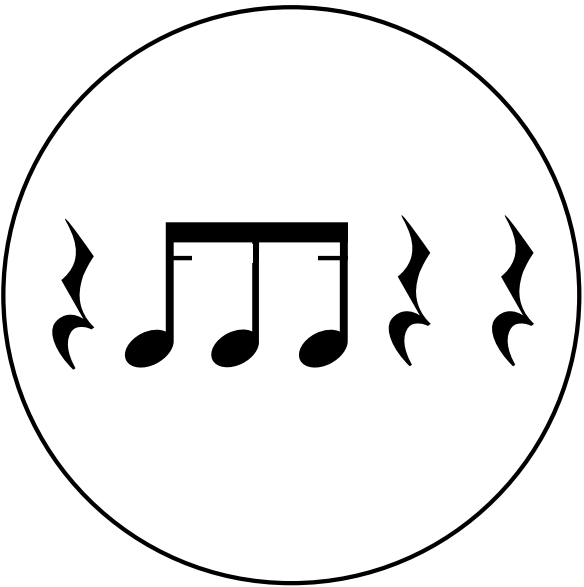




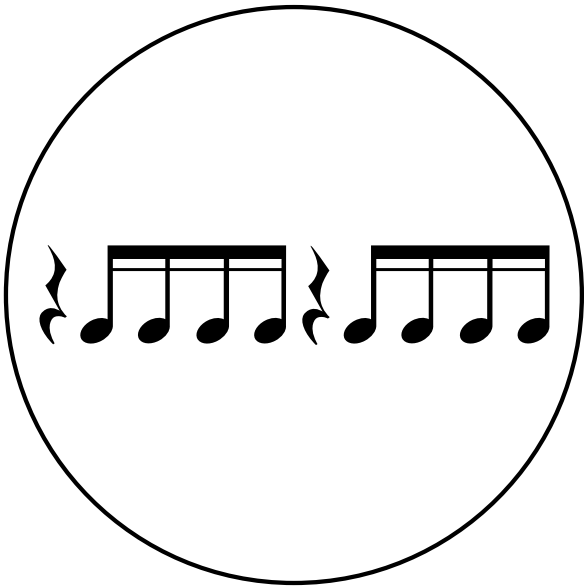
Clave de C - clavedec.com.br - @clavedec.oficial





Clave de C - clavedec.com.br - @clavedec.official







www.facebook.com/clavedec



www.instagram.com/clavedec.official



www.youtube.com/clavedec



www.pinterest.com/clavedec



clavedec.com.br